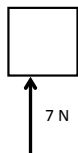


Forces and Newton's Laws WS 2

Given the following force diagrams, find the net force's direction and magnitude and draw that on the provided box.

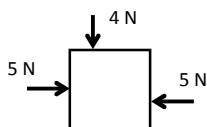
1.



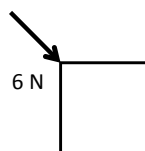
5.



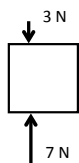
2.



6.



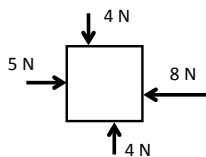
3.



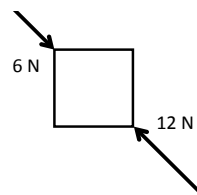
7.



4.



8.



PHYSICAL SCIENCE

DSHS

Name: _____

Mr. Ellis

Assuming the each box represents an object with mass equal to it's question number, find the acceleration that the masses would experience.

1.



5.



2.



6.



3.



7.



4.



8.

